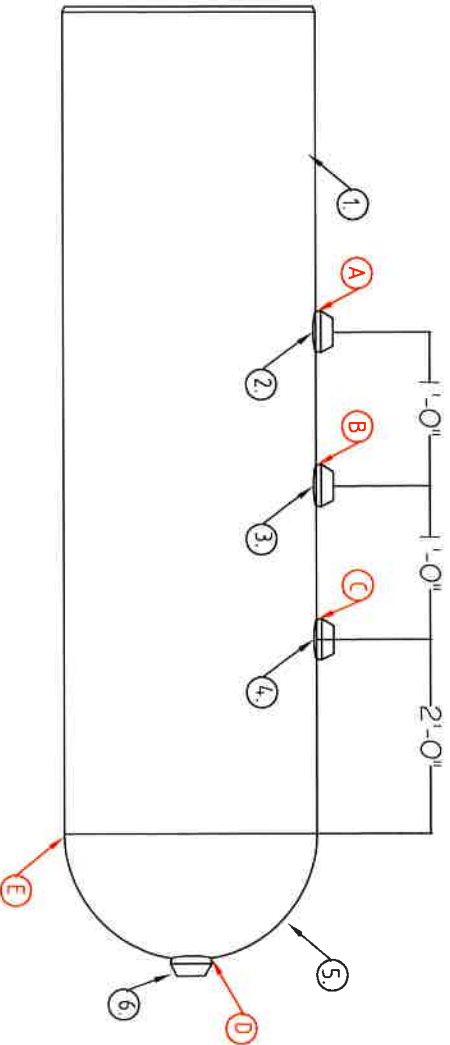


MATERIAL	HEAT	XRAY
1. 20" PIPE	NG1976	A MT-42
2. 1" TOL	50219	B MT-43
3. 2" TOL	50171	C MT-44
4. 2" TOL	51071	D MT-45
5. 20" CAP	807183AH	E XR-25
6. 2" TOL FLAT 6M	1CTGN	

SN#20TEST06



PIPE OD : 20"
 PIPE WALL THICKNESS: 0.500"
 PIPE GRADE: X-65
 MAX HYDRO. PRESSURE: 2225 psi

THIS DRAWING CANNOT BE REPRODUCED WITHOUT THE PRIOR WRITTEN
 CONSENT OF RIDGE RUNNER PIPELINE SERVICES LLC.
 51 SCOTTS RUN ROAD MAIDSVILLE, WV 26541

DATE	BY	DESCRIPTION
1/1/27/16	DJB	20" WELD ON TEST HEADER



CUSTOMER NAME: PIONEER PIPE

Customer Order Number
M 20010168

DATE: 5/24/17
ASP Order Number
S112231

HEAT C MN P S CB SI TI CU NI MO CR V AL B N CA C.E. Pipe
Coil

NG2300 LINE 3 MFG: Nucor (Decatur)
 H= .050 1.370 .010 .002 .046 .231 .008 .110 .030 .020 .030 .073 .025 .0001 .0069 .0022 .142 10/16
 P= .048 1.370 .007 .002 .049 .226 .009 .111 .036 .019 .034 .076 .022 .0001 .0000 .0024 .141 0016
 P= .049 1.370 .007 .002 .049 .225 .009 .109 .036 .018 .034 .076 .022 .0001 .0000 .0025 .142 0017
 M= WT 90.6 ksi PT 91.1 ksi Yield 77.2 ksi %EL 37.0 RB 98 Hydro: 2940 Psi Y/T= .85 RUN: 04-7 0016
 EDITION REFERENCE 5

SG2502 LINE 3 MFG: Nucor (Decatur)
 H= .050 1.390 .011 .002 .047 .223 .007 .130 .040 .020 .040 .075 .024 .0003 .0079 .0015 .146 9/16
 P= .046 1.340 .008 .001 .048 .214 .008 .119 .041 .017 .036 .075 .021 .0002 .0000 .0028 .138 0007
 P= .048 1.350 .009 .004 .047 .246 .009 .112 .040 .017 .052 .075 .021 .0001 .0000 .0031 .142 0008
 M= WT 90.7 ksi PT 91.8 ksi Yield 77.1 ksi %EL 39.0 RB 97 Hydro: 2940 Psi Y/T= .84 RUN: 04-7 0007
 EDITION REFERENCE 5

SG2503 LINE 3 MFG: Nucor (Decatur)
 H= .050 1.360 .010 .002 .046 .223 .007 .120 .040 .020 .040 .075 .023 .0002 .0075 .0015 .143 8/16
 P= .050 1.320 .008 .001 .048 .214 .007 .112 .041 .016 .041 .075 .018 .0001 .0000 .0029 .141 0019
 P= .053 1.340 .008 .001 .048 .214 .007 .115 .041 .017 .041 .076 .018 .0002 .0000 .0032 .145 0020
 M= WT 89.1 ksi PT 92.6 ksi Yield 80.5 ksi %EL 39.5 RB 97 Hydro: 2940 Psi Y/T= .87 RUN: 04-7 0019
 EDITION REFERENCE 5

SG2806 LINE 3 MFG: Nucor (Decatur)
 H= .060 1.360 .011 .002 .046 .230 .008 .110 .030 .020 .040 .072 .021 .0001 .0074 .0015 .152 8/16
 P= .051 1.360 .009 .002 .049 .226 .009 .110 .038 .022 .045 .076 .019 .0002 .0000 .0024 .145 0011
 P= .059 1.370 .009 .004 .047 .253 .010 .115 .041 .019 .051 .077 .021 .0001 .0000 .0025 .154 0012
 M= WT 89.9 ksi PT 89.7 ksi Yield 74.0 ksi %EL 38.0 RB 99 Hydro: 2940 Psi Y/T= .82 RUN: 04-7 0011
 EDITION REFERENCE 5

Attachments

PAGE 2
Continued

Issue No.: 7

Form Date: 6/01/2013

QD-AW3F055



CUSTOMER NAME: PIONEER PIPE
Charpy "V" Notch Tests

Customer Order Number
M 20010168

DATE: 5/24/17
ASP Order Number
S112231

HEAT NO.	SIZE	TEMP	Energy (FT*LB/FT)	AVG	Fracture Appearance (% Shear Area)	AVG	Line #
NG1976	.750	32	112	112	100	78	3
NG1979	.750	32	190	153	100	78	3
NG2300	.750	32	193	208	100	100	3
SG2502	.750	32	43	127	38	87	3
SG2503	.750	32	90	104	100	94	3
SG2806	.750	32	125	120	85	73	3

ALL HEAT AVERAGE = 137 88

STEEL SUPPLIER / MFG
NUCOR (Decatur)

SUPPLIER ADDRESS
4301 Iverson Blvd. / Trinity, AL 35673

Legend Analyses:

A-Z - Additional Testing R - Retest
H - Heat Analysis L - Longitudinal
P - Product Analysis T - Transitional
M - Mechanical Properties W - Weld Line

Hydrostatic Test: OK
Flattening Test: OK

EDITION REFERENCE 3: API 5L 43RD EDITION 10/4/2004
EDITION REFERENCE 4: API 5L 44TH EDITION 10/1/2008
EDITION REFERENCE 5: API 5L 45TH EDITION 7/1/2013
EDITION REFERENCE A: ASTM/ASME ANNUAL BOOK OF STANDARDS SECT.1, VOL 01.01

Coils used for this order were melted and manufactured in the USA.

We hereby certify that the above figures are correct as contained in the records of this company, and that the pipe were manufactured, tested, and inspected in compliance with the latest edition of the applicable specification at American Steel Pipe (ASP) located at 1501 31st Avenue North, Birmingham, AL 35207 (USA).

James B. Baird
James B. Baird
Manager of Quality Assurance - Steel Pipe

Head office and plant:
Via Roma 150, 29027 Podenzano (Piacenza), Italy
Tel. +39 0523 655311 - Fax +39 0523 659621
Info@tectubiraccordi.com - www.tectubiraccordi.com



- CERTIFICAT DE RECEPTION - INSPECTION CERTIFICATE - ABNAHMEPRUFZEUGNIS N. 18001006/00
(EN 10204 - 3.1)

ACC.TO EU DIRECTIVE 97/23/EC ANNEX I SECT. 4.3 & 7.5

Fg. 1 di 2 Date/Datum : 18/09/18

AVIS/DISPATCH/VERSANDJOB : V7000470
ACHETEUR/PURCHASER/BESTELLER : ALLIED FITTING L.P.
COMMANDE N./ORDER N./BESTELLER NR : 101617T12
SPECIFICATION/SPECIFICATION/LIEFERBEDING : ASTM A860/14 - MSS SP-75/14 - M0803V
STANDARD DE CONSTRUCTION/CONSTRUCTION STANDARDS/ANFORDERUNGEN : MSS SP-75/14 - ASME B16.25/12

ITEM		VOTRE NOTRE		=== QTE ===	=====DESCRIPTIIONS=====		COULEE	
Y/R	O/R	Y/R	O/R	=== QTY ===			HEAT	
I/REF	U/REF	I/REF	U/REF				SCHMELZE	
152	061	152	061	135	CAPS 20" XS WPHY65	CODE 60PCX20	807183AH	00807183

TYPE DE CONSTRUCTION / TYPE OF CONSTRUCTION / ERZEUGNISFORM : SEAMLESS PRODUCED BY PLATE
METHODE DE FABRICATION / METHOD OF MANUFACTURE / HERSTELLVERFAHREN : HOT FORMING BTW 780°C AND 980°C
TRAITEMENT THERMIQUE / HEAT TREATMENT / WARMEBEHANDLUNG : QUENCHING AT 1650°C, TEMPERING AT 1150°F
CERTIFICAT DE FERRERIE N./MILL TEST REPORT N./ABNAHMEPRUFZEUGNIS N. : Q0447058
FOURNISSEUR/SUPPLIER/HERSTELLER : VOEST ALPINE

ANALYSE SUR COULEE / LADLE ANALYSIS / SCHMELZANALYSE (%)

ITEM
VOTRE NOTRE COULEE
Y/R O/R HEAT
I/REF U/REF SCHMELZE
152 061 00807183
***** CHECK *****
C % = MN% = Si% = P % = S % = CR% = MO% = Ni% = CU% = AL% = V % = Nb% = Ti% = N % = B %
0,173 1,140 0,363 0,006 0,001 0,127 0,004 0,260 0,166 0,035 0,003 0,0170 0,0040 0,0033 0,0002
0,171 1,150 0,367 0,007 0,002 0,124 0,005 0,257 0,162 0,033 0,002 0,0150 0,0030 0,0038 0,0002

MN	CR + V + MO	CU + NI																
CE3 = C +	-----	+ -----	+ -----	=	0,41	CE3=C+F x		-----	+ -----	+ -----	+ -----	+ -----	+ -----	+5b	=	0,415		
	6	5	15					6	24	15	20	5						

CE3 : ***** CHECK *****


ESSAI DE TRACTION / TENSILE TEST / ZUGVERSUCH SENS / DIRECTION / LAGE : TRANSV. TEMP : R.T.

ITEM		VOTRE NOTRE		ESSAI	COULEE	LIM.ELAST.	RESISTANCE	ALLONGEMENT	DURETE'
Y/R	O/R	Y/R	O/R	TEST/LOT no.	HEAT	Y.S.	T.S.	ELONGATION	HARDNESSTEST
I/REF	U/REF	I/REF	U/REF	PROBE	SCHMELZE	STRECKGRZ	ZUGTESTIG	DEHNUNG	HARTE
152	061	152	061	262799	00807183	483,00	628,00	32,00	235 HBW

FITTINGS COMPLY WITH NACE MR 01 75 - 09 : YES NOT HRC 22 Max.

MECHANICAL TEST CARRIED OUT ON FINISHED FITTINGS : YES NOT

* ALL FITTINGS MARKED WITH LOW STRESS DIE STAMPS OR INTERRUPTED DOT STAMPS *
* ASPECT ET DIMENSIONS : SATISFAISANT / SURFACE & DIMENSIONS : SATISFACTORY / BESICHTIG - ABMESSUNG: OHNE BEAN STANDING 100% *
* TOUS LES RACCORDS SONT CONFORMES AUX STIPULATIONS DE LA COMMANDE ET AUX SPECIFICATIONS DESSUS MENTIONNES *
* WE CERTIFY THAT THE FITTINGS COMPLY WITH ORDER REQUIREMENTS AND ABOVE MENTIONED SPECIFICATIONS *
* DIE GESTELLTEN ANFORDERUNGEN SIND IT ANLAGE ERFULIT *

* MARQUE DE FABRIQUE/TRADE MARK *	* CONTROLE DE QUALITE'/QUALITY CONTROL *
* ZEICHEN DES LIEFERWERKES *	* DER WERKS - SACHVERSTANDIGE *
*  *	* *
* *	* *
* *	* *
* *	* *



Head office and plant
 Via Roma 150, 29027 Podenzano (Piacenza), Italy
 Tel. +39 0523 555311 - Fax +39 0523 569621
 Info@tectubiraccordi.com - www.tectubiraccordi.com



- CERTIFICAT DE RECEPTION - INSPECTION CERTIFICATE - ABNAHMEPRUFZEUGNIS N. 18001006/00
 (EN 10204 - 3.1)

ACC.TO EU DIRECTIVE 97/23/EC ANNEX I SECT. 4.3 & 7.5

Pg. 2 di 2 Date/Datum : 18/09/18

ESSAI DE RESILIENCE/IMPACT TEST/KERBSCHLAGVERSUCH			SENS/DIRECTION/LAGE : TRANSV.		TEMP. : -50°C	TYPE : KV				
ITEM	DIMENSION	SECTION	TRAVAIL DE RUPT.							
VOTRE NOTRE	ESSAI	SECTION	IMPACT VALUE							
Y/R O/R	TEST/LOT no.	SECTION	KERBSCHLAGARBEIT							
1/REF U/REF	PROBE	MM	CM2	J	1+2+3/3	SHEAR AREA (%)	LAT.EXPANSION (mm)			
152	061 262799	10,0 x 10,0	0,80000	1.	332,0	1.	100	1.	2,50	
				2.	337,0	330,3	2.	100	2.	2,30
				3.	322,0		3.	100	3.	2,70

AUTRES ESSAIS / OTHER TESTS / ANDERE PRUFUNGEN :

Note :

- BASE MATERIAL ACCORDING TO ASME II PART.D TAB.Y1
- FITTINGS ACCORDING TO (PED) 97/23/EC - NACE MR-01-75 - MR-01-03 ISO 15156-2
- VISUAL and DIMENSIONAL CHECK CARRIED OUT ON 10% OF TOTAL PIECES

-All material supplied is certified to be free of mercury contamination and no mercury bearing equipment was used during manufacturing.
 - FITTINGS ACCORDING TO : CENTERPOINT ENERGY SPEC.104/109/113, ENBRIDGE SPEC. No. EES-023 ENERGY TRANSFER ETC-HY-Weid-Fit, KINDER MORGAN M8120, ONEOK PARTNERS PROCEDURE No.OKSeng3.4900 SEMPRA ENERGY/SOUTHERN CALIFORNIA GAS CO. SPEC.No.52-96, SPECTRA ENERGY SPEC.No.ES-PF1.7/ES-PF1.9, TRANSCANADA SPEC.No.TES-FITG-LD TRANSCANADA SPEC.No.TES-FITG-LD-US.


* ALL FITTINGS MARKED WITH LOW STRESS DIE STAMPS OR INTERRUPTED DOT STAMPS *


* ASPECT ET DIMENSIONS : SATISFAISANT / SURFACE & DIMENSIONS : SATISFACTORY / BESICHTIG - ABMESSUNG: OHNE BEAN STANDUNG 100% *

* TOUS LES RACCORDS SONT CONFORMES AUX STIPULATIONS DE LA COMMANDE ET AUX SPECIFICATIONS DESSUS MENTIONNES *

* WE CERTIFY THAT THE FITTINGS COMPLY WITH ORDER REQUIREMENTS AND ABOVE MENTIONED SPECIFICATIONS *

* DIE GESTELLTEN ANFORDERUNGEN SIND IT ANLAGE ERFULIT *

* MARQUE DE FABRIQUE/TRADE MARK *	* CONTROLE DE QUALITE/QUALITY CONTROL *
* ZEICHEN DES LIEFERWERKES *	* DER WERKS - SACHVERSTANDIGE *
*  *	* *
* *	* *
* *	* *
* *	* *



CERTIFIED MILL TEST REPORT



LOG NO. M00000000001134 Page 1 of 1

BONNEY FORGE CORPORATION
 P.O. BOX 330 • 14496 CROGHAN PIKE • MCUNT UNION, PA 17066-0330
 (814) 542-2545 • (800) 345-7548 • FAX (814) 542-4906
 www.bonneyforge.com

CUSTOMER: MRC GLOBAL (US) INC.

DATE 10/09/2017

CUSTOMER ORDER NO.:

BONNEY ORDER NO.

SHIP TO: MRC GLOBAL (US) INC.
 P. O. BOX 513
 CHARLESTON WV 25322
 United States


ITEM	QUANTITY	LOT NO.	GRADE OR SPECIFICATION NO. CHEMICAL ANALYSIS, PHYSICAL PROPERTIES, REMARKS:
------	----------	---------	--

22		50219	36 -12 X 1 3000 A105 THRD T
18422476			SA/A105
			Al 0.030 C 0.210 Co 0.005 Cr 0.040 Cu 0.090 Mn 1.000 Mo 0.013 Nb 0.014 Ni 0.050 P 0.007 S 0.021 Si 0.230 V 0.004 CE(Long Formula) = 0.40 T/S(PSI) 76,740 Y/S(PSI) 49,378 EL(%) 32.00 RA(%) 58.84 Brinell 147 BHN 147 BHN

1. THE FITTINGS SUPPLIED ARE IN ACCORDANCE WITH PURCHASE ORDER SPECIFICATIONS.
2. THE MATERIAL SUPPLIED MEETS THE REQUIREMENTS OF NACE MRO175/ISO 15156-2.
3. CERTIFYING ASTM A105-14 / ASME SA105-15 EDITION.
4. THE PRODUCT SUPPLIED WAS INSPECTED IN ACCORDANCE WITH EN 10204:2004 EDITION TYPE 3.1 INSPECTION DOCUMENT. (EUROPEAN STANDARD)
5. ELONGATION TEST RESULTS ARE OBTAINED USING STANDARD ROUND SPECIMEN, 2 INCH OR 50 MM GAGE LENGTH.

Heat Number: 50219, Customer PO Number: 2018-1473, PO Line: , Sales Order Number: 7869622, Sales Line: 0004-00000
 MRC Global Part Number: 18422476, MRC Global Part Description: 36--12 X 1 3000# BLK CS THREDOLET MSS SP97 SA105

We certify that the data on this sheet is a true copy taken from our records of material furnished us by the production mill, or as obtained by additional laboratory checks.

by 
 Kylee Rulz
QUALITY PROCESS MANAGER

CMTR: REV2



ANWVIL[®]
INTERNATIONAL
Building Connections That Last

Certificate of Test

ITEM INFORMATION

Part Number: 0766260608 Description: 36-8X2 3000# THD UNIV ANVILET
 Heat Code: 50171 Heat Number: 50171
 Reference No.:
 Part Specification: ASTM A105/A105M-14/ASME SA105-14 NACE MR 0103/MR 0175/ISO15156-2

CHEMICAL ANALYSIS %													
C	Mn	P	S	Si	Cu	Ni	Cr	Mo	V	Co	CE		
0.210	1.000	0.007	0.022	0.250	0.060	0.020	0.030	0.004	0.003	0.0140	0.026	0.003	0.389
CE (LONG FORMULA) = 0.389													

PHYSICAL PROPERTIES							
Yield PSI	Yield MPA	Tensile PSI	Tensile MPA	Elongation	REDUCTION OF AREA %	HARDNESS 1 BHN/HRC	HARDNESS 2 BHN/HRC
50276	346	74929	516	32.65	61.09	144	141

SUPPLEMENTAL INFORMATION

THE ORIGINAL MANUFACTURER'S CERTIFICATION MEETS THE REQUIREMENTS OF EN 10204 TYPE 3.1. WE CERTIFY THAT THIS IS A TRUE AND CORRECT COPY OF THE MILL CERTIFICATE. ISSUED BY THE MANUFACTURER OF THE STEEL EMPLOYED OR THE LABORATORY WHICH HAS DETERMINED IT, AS RETAINED IN THE RECORDS OF THE COMPANY. WE MAKE NO REPRESENTATION BEYOND THOSE OF THE MANUFACTURER OR ITS AGENT.



1341 Hill Rd.
Houston, Tx 77039
(281) 590-0190
Fax: (281) 590-1415
E-Mail: woi@woihouston.com

ISO 9001:2008
Certified

SOLD TO: MRC BUCKHANNON-WW
CUSTOMER'S ORDER NO.: C0188526562B0
WOI S/O #: C000084551

WE CERTIFY THAT THE MATERIAL FURNISHED ON THIS ORDER COMPLIES IN ALL RESPECTS WITH THE SPECIFICATIONS AS STATED AND THAT THIS CORRECT INFORMATION IS AS CONTAINED IN OUR RECORDS.
WOI PRODUCTS ARE MANUFACTURED IN THE UNITED STATES OF AMERICA

MATERIAL TEST REPORT

LN	ITEM	QUANTITY	DESCRIPTION	HEAT CODE
1	2BWBXS1055	4	FLAT X 2 XS BW BRANCHETTE A105 IAW MSS SP-97	1CGN

CHEMICAL COMPOSITIONS

LADLE

C	Mn	P	S	Si	Ni	Cr	Mo	Cu	V
.18	.88	.014	.018	.21	.08	.07	.02	.24	.022 0

PRODUCT

MECHANICAL COMPOSITION

	TENSILE PSI	YIELD PSI	ELONG %	RA %	BHN	BHN
MILL	84000	54000	28.	67.	167	163
PRODUCT						

COMMENTS

CE = 0.37
IAW EN 10204 3.1 / NACE MR0175-09 / NACE MR0103-07
IAW ASTM A105-14 / ASME SA105-13

HEAT TREATMENT

BY 
QUALITY ASSURANCE CONTROL
DEPARTMENT

DATE: 05/03/2018



THIS PRODUCT HAS NOT COME IN DIRECT CONTACT WITH MERCURY OR ANY OF IT'S COMPOUNDS, NOR WITH ANY MERCURY CONTAINING DEVICE EMPLOYING A SINGLE BOUNDARY OF CONTAINMENT. THERE HAS BEEN NO REPAIR BY WELDING ON THIS MATERIAL.

Waggoner & Associates

Daily Radiographic Log

P.O. Box 307 West Monroe, La 71294
 Phone: 1-800-894-3230 Fax: 318-324-8816
 Email: waggonerndt@waggonerndt.com

PAGE 1 OF 2
 REPORT # 1
 RIG # 9537

TERMS AND ABBREVIATION

I.P. -Inadequate Penetration P. -Porosity
 I.F. -Incomplete Fusion H.B. -Hollow Bead
 B.T. -Burn Through C.R. -Crack
 B.T.A. - Burn Through Areas I.U. -Internal Undercut
 S.I. -Slag Inclusions O.U. -Outside Undercut
 S.L. -Slag Line(s) I.C. -Internal Concavity

JOB DESCRIPTION Test headers

JOB, WO, AFE #, PO # ETC. PO-2018 1775

CUSTOMER NAME Ridge runner
 BILLING ADDRESS 51 Scott's Run rd.
 CITY Maidsville STATE WV ZIP 26541
 ATTN: _____

DAY Mon DATE 11/19/18
 LOCATION Maidsville
 STATE West Virginia

LOCATIONS

R.S. -RIGHT OF WAY Side B. -Bottom
 D.S. -Ditch Side T.Q. -Top Quarter
 T. -Top B.Q. -Bottom Quarter

X-RAY NO.	WITHIN CODE	PIPE SIZE	FILM SIZE	INSP. TYPE	NO. EXP.	WALL THICK.	GAMMA/X-RAY	REMARKS
1. Xr-1	YES	6.625 in	70 mm	RT	3	0.280 in	GAMMA	
2. Xr-2	YES	6.625 in	70 mm	RT	3	0.280 in	GAMMA	
3. Xr-3	YES	6.625 in	70 mm	RT	3	0.280 in	GAMMA	
4. Xr-4	YES	6.625 in	70 mm	RT	3	0.280 in	GAMMA	
5. Xr-5	YES	4.5 in	70 mm	RT	3	0.237 in	GAMMA	
6. Xr-6	YES	4.5 in	70 mm	RT	3	0.237 in	GAMMA	
7. Xr-7	YES	4.5 in	70 mm	RT	3	0.237 in	GAMMA	
8. Xr-8	YES	4.5 in	70 mm	RT	3	0.237 in	GAMMA	
9. Xr-9	YES	4.5 in	70 mm	RT	3	0.237 in	GAMMA	
10. Xr-10	NO	4.5 in	70 mm	RT	3	0.237 in	GAMMA	Porosity 2-0 view
11. Xr-11	YES	4.5 in	70 mm	RT	3	0.237 in	GAMMA	
12. Xr-12	YES	4.5 in	70 mm	RT	3	0.237 in	GAMMA	
13. Xr-13	YES	2.375 in	70 mm	RT	4	0.218 in	GAMMA	
14. Xr-14	YES	2.375 in	70 mm	RT	4	0.218 in	GAMMA	
15. Xr-15	YES	2.375 in	70 mm	RT	4	0.218 in	GAMMA	
16. Xr-16	YES	2.375 in	70 mm	RT	4	0.218 in	GAMMA	
17. Xr-17	YES	2.375 in	70 mm	RT	4	0.218 in	GAMMA	
18. Xr-18	YES	2.375 in	70 mm	RT	4	0.218 in	GAMMA	
19. Xr-19	YES	2.375 in	70 mm	RT	4	0.218 in	GAMMA	
20. Xr-20	NO	2.375 in	70 mm	RT	4	0.218 in	GAMMA	Porosity 0-A view
21. XR-21	YES	8.625 in	70 mm	RT	3	0.322 in	GAMMA	
22. XR-22	YES	10.75 in	70 mm	RT	3	0.375 in	GAMMA	
23. XR-23	YES	10.75 in	70 mm	RT	3	0.375 in	GAMMA	
24. XR-24	YES	20 in	70 mm	RT	3	0.500 in	GAMMA	
25. XR-25	YES	20 in	70 mm	RT	3	0.500 in	GAMMA	
26. XR-26	YES	24 in	70 mm	RT	3	0.500 in	GAMMA	
27. XR-27	YES	24 in	70 mm	RT	3	0.500 in	GAMMA	
28. XR-28	YES	24 in	70 mm	RT	3	0.500 in	GAMMA	
29. XR-29	YES	24 in	70 mm	RT	3	0.500 in	GAMMA	
30.								
31. MT-1	YES	1 in	N/a	MT				
32. MT-2	YES	2 in	N/a	MT				
33. MT-3	YES	2 in	N/a	MT				
34. MT-4	YES	2 in	N/a	MT				
35. MT-5	YES	2 in	N/a	MT				
36. MT-6	YES	1 in	N/a	MT				
37. MT-7	YES	4 in	N/a	MT				
38. MT-8	YES	4 in	N/a	MT				
39. MT-9	YES	2 in	N/a	MT				
40. MT-10	YES	2 in	N/a	MT				

X
 NAME: Todd Matiyasic
 BADGE #: 3487
 TECHNICIAN LEVEL: Level II
 ASST NAME: Brian Luketich
 ASST NAME: _____
 ASST NAME: _____

PIPELINE STATION
 JOB COMPLETE Yes
 DISPOSITION OF FILM Turned In
 GRADED ACCORDING TO API 1104
 PROCEDURES TURNED IN Yes
 TECH. CERTIFICATION TURNED IN Yes
 RT Yes MT Yes UT _____ PT _____

ATV No 2971 ATV# 2971 Crawler No 2 # Mag Cans 4
 Pulling Mach No B. Hardness No WT Trailer No
 UNIT SIZE 2
 UNITS REMAINING OVERNIGHT Yes
 FROM Office TO Job
 MILEAGE DESCRIPTION Round Trip
 MILEAGE 211
 TOTAL HRS UTILIZED 10

REFERENCE # _____

Brandon bever
 PRINT NAME (APPROVED BY)

X
 SIGNATURE (APPROVED BY)

11/19/18
 DATE

Test headers

Date: 11/19/18

Report: 1

Job: PO-2018 1775

Daily Radiographic Log

X-RAY NO.	WITHIN CODE	PIPE SIZE	FILM SIZE	INSP. TYPE	NO. EXP.	WALL THICK.	GAMMA/ X-RAY	REMARKS
41.	MT-11	YES	4 in	N/a	MT			
42.	MT-12	YES	4 in	N/a	MT			
43.	MT-13	YES	2 in	N/a	MT			
44.	MT-14	YES	2 in	N/a	MT			
45.	MT-15	YES	4 in	N/a	MT			
46.	MT-16	YES	2 in	N/a	MT			
47.	MT-17	YES	2 in	N/a	MT			
48.	MT-18	YES	2 in	N/a	MT			
49.	MT-19	YES	2 in	N/a	MT			
50.	MT-20	YES	2 in	N/a	MT			
51.	MT-21	YES	4 in	N/a	MT			
52.	MT-22	YES	4 in	N/a	MT			
53.	MT-23	YES	2 in	N/a	MT			
54.	MT-24	YES	2 in	N/a	MT			
55.	MT-25	YES	1 in	N/a	MT			
56.	MT-26	YES	1 in	N/a	MT			
57.	MT-27	YES	2 in	N/a	MT			
58.	MT-28	YES	2 in	N/a	MT			
59.	MT-29	YES	2 in	N/a	MT			
60.	MT-30	YES	2 in	N/a	MT			
61.	MT-31	YES	1 in	N/a	MT			
62.	MT-32	YES	2 in	N/a	MT			
63.	MT-33	YES	2 in	N/a	MT			
64.	MT-34	YES	2 in	N/a	MT			
65.	MT-35	YES	2 in	N/a	MT			
66.	MT-36	YES	1 in	N/a	MT			
67.	MT-37	YES	2 in	N/a	MT			
68.	MT-38	YES	2 in	N/a	MT			
69.	MT-39	YES	2 in	N/a	MT			
70.	MT-40	YES	2 in	N/a	MT			
71.	MT-41	YES	1 in	N/a	MT			
72.	MT-42	YES	1 in	N/a	MT			
73.	MT-43	YES	2 in	N/a	MT			
74.	MT-44	YES	2 in	N/a	MT			
75.	MT-45	YES	2 in	N/a	MT			
76.	MT-46	YES	2 in	N/a	MT			
77.			in					
78.			in					
79.			in					
80.			in					
81.			in					
82.			in					
83.			in					
84.			in					
85.			in					
86.			in					
87.			in					
88.			in					
89.			in					
90.			in					
91.			in					
92.			in					
93.			in					
94.			in					
95.			in					
96.			in					
97.			in					
98.			in					
99.			in					
100.			in					
101.			in					
102.			in					
103.			in					
104.			in					
105.			in					

REFERENCE # _____